

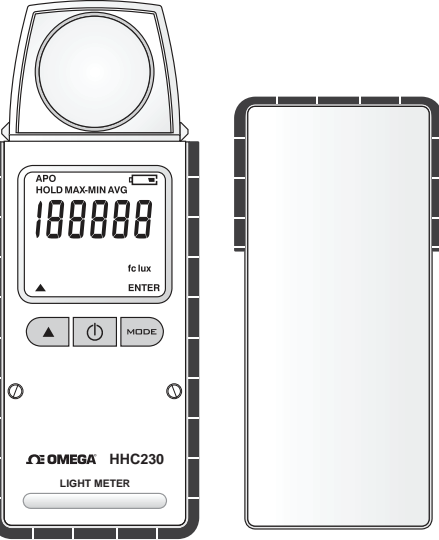
OMEGA™

HHC230

Light Meter

M5512/0418

Shop online at omega.com e-mail: info@omega.com
For latest product manuals: omegamanual.info



CE SPECIFICATIONS

Range: 0 to 200000 lux, 0 to 18580 fc

Units: lux, fc

Resolution:

1 lux (0 to 19999), 10 lux (20000 to 200000)

1 fc (0 to 18580)

Spectral response: CIE photopic.

The CIE photopic curve is an international standard for the color response of the average human eye.

Spectral angle: $f'1 < 8\%$

Acceptance angle:

$f'2 < 2\%$ cosine corrected (150°)

Total accuracy for CIE standard illuminant A (2856K): $\pm(3\%rdg + 10dgt)$

CIE standard illuminant A can be realized by means of CIE standard source A, which is defined as: A gas-filled tungsten-filament lamp operating at a correlated color temperature of 2856K.

Accuracy:

Stated accuracy at 23°C±5°C, <70% R.H.

Temperature Coefficient: 0.1 times the applicable accuracy specification per °C out of 23°C±5°C.


Measurement rate: 1 times/second.

Operating environment: 0°C to 50°C at <70% R.H.

Storage temperature: -20°C to 50°C, 0 to 80% R.H. with battery removed from meter.

Battery: 1.5V (AAA size) x 2pcs.

Battery Life: 180 hours typical.

Low battery indication: The “” is displayed when the battery voltage drops below the operating level.

Dimensions:

24.7mm (T) x 50.9mm (W) x 132.9 mm (H).


Weight: Approx. 116g including batteries.

OPERATIONS

There are 3 operation modes, namely Measurement Mode, Set Mode and Hold Mode.

1. Turning on and off the meter:

When power is off, a short push on “” key turns on the meter and enter Measurement Mode.


When power is on, press and hold “” key for 2 seconds turns the power off.

Right after power on, all the indicators on the LCD display lights up for one second.


2. Measurement Mode:

When power is on, the meter starts measuring and refresh every second.

Changing unit:


In measurement mode, press “” key to switch between lux and fc.


Backlight:

In measurement mode, a short push on “” key turns on the backlight for dark environment, it goes off automatically after 15 seconds if without further operation.


3. Set Mode:

In set mode, user can turn on/off APO function. (APO = Auto Power Off, when APO is ON, the meter power off automatically if no operation in 10 minutes)

When power is off, press and hold “” key for 2 seconds to enter Set Mode.

Short push on “” key switches between ON and OFF.

Push “MODE” key to save the setting, exit APO setting mode and enter measuring mode.

※**Note:** To turn off power in Set Mode abandon the current setting and previous settings remain unchanged. If “” indicator appeared, the setting value can works till power off but did not save to meter.

4. Hold Mode:

In Measurement Mode, short push “Mode” key to enter Hold Mode with indicator “HOLD” shows at upper left corner of LCD.

Right after entering this mode, shown in the LCD is the last measurement and the reading will not be updated with new measurement.

Push “Mode” key each time the display changes in following sequence:

- (1) Last Measurement: with indicator “HOLD”.
- (2) Maximum value recorded: with indicator “HOLD” + “MAX”.
- (3) Minimum value recorded: with indicator “HOLD” + “MIN”.
- (4) Maximum-Minimum value recorded: with indicator “HOLD” + “MAX-MIN”.
- (5) Average of values recorded: with indicator “HOLD” + “AVG”.

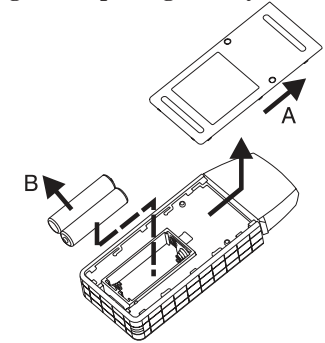
(6) Exit the Hold Mode and return to Measurement Mode.

To clear the recorded values:


In Hold Mode and during viewing MAX, MIN, MAX-MIN or AVG, press and hold “Mode” key for 2 seconds, to clear the recorded data and return to measurement mode.

MAINTENANCE

Installing and Replacing Battery



A. Battery Cover
B. Battery

1. Power is supplied by 2pcs 1.5V (AAA SIZE).
2. The “” appears in the display when battery replacement is needed.
3. Push the Battery Cover and lift it in the direction as shown in the figure.
4. Remove the batteries from battery compartment.
5. Replace with 2 new AAA batteries with polarity as indicated on the bottom of Battery Compartment.
6. Replace the Battery Cover.

Cleaning

Periodically wipe the case with a damp cloth and detergent, do not use abrasives or solvents.

INTRODUCTION

The pocket size meter is used to measurement of light intensity with user selectable units of lux and fc.

SAFETY INFORMATION

It is recommended that you read the safety and operation instructions before using the absolute pressure meter.

1. Only operate the measuring instrument properly, for its intended purpose and within the parameters specified. Do not use force.
2. Never store the product together with solvents, acids or other aggressive substances.
3. Don't keep in place with high Temp, or high humidity.
4. When not use for long time remove battery.

SPECIAL CONSIDERATIONS

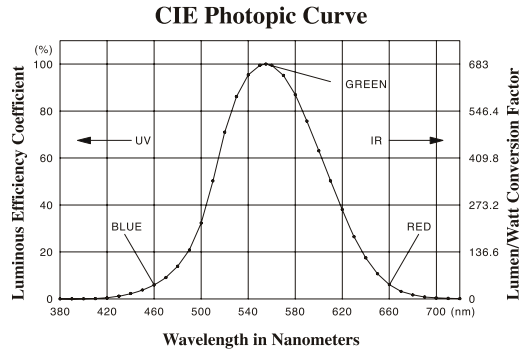
- Keep the plastic domed cosine corrector clean and free of scratches. It may be cleaned with a soft cloth and isopropyl alcohol.
- When light is received from many directions simultaneously, take special care to avoid reflections or shadowing the sensor with your body.
- For best accuracy, repeat the measurement several times to ensure that the light source has remained stable.

• The Inverse-square Law

The law stating that the illuminance E at a point on a surface varies directly with the intensity I of a point source, and inversely as the square of the distance d between the source and the point. If the surface at the point is normal to the direction of the incident light, the law is expressed by $E=I/d^2$.

• Cosine Law

The law that the illuminance on any surface varies as the cosine of the angle of incidence. The angle of incidence θ is the angle between the normal to the surface and the direction of the incident light. The inverse-square law and the cosine law can be combined as $E=(I \cos \theta) /d^2$.



Wavelength (nm)	CIE Photopic Luminous Efficiency Coefficient	Photopic Lumen/Watt Conversion Factor
380	0.0000	0.05
390	0.0001	0.13
400	0.0004	0.27
410	0.0012	0.82
420	0.0040	2.73
430	0.0116	7.91
440	0.0230	15.7
450	0.0380	25.9
460	0.0600	40.9
470	0.0910	62.1
480	0.1390	94.8
490	0.2080	142.0
500	0.3230	220.0
510	0.5030	343.0
520	0.7100	484.0
530	0.8620	588.0
540	0.9540	650.0
550	0.9950	679.0
555	1.0000	683.0
560	0.9950	679.0
570	0.9520	649.0
580	0.8700	593.0
590	0.7570	516.0
600	0.6310	430.0
610	0.5030	343.0
620	0.3810	260.0
630	0.2650	181.0
640	0.1750	119.0
650	0.1070	73.0
660	0.0610	41.4
670	0.0320	21.8
680	0.0170	11.6
690	0.0082	5.59
700	0.0041	2.78
710	0.0021	1.43
720	0.0010	0.716
730	0.0005	0.355
740	0.0003	0.170
750	0.0001	0.820
760	0.0001	0.041

RETURN REQUESTS / INQUIRIES

Direct all warranty and repair requests/inquiries to the OMEGA Customer Service Department. BEFORE RETURNING ANY PRODUCT(S) TO OMEGA, PURCHASER MUST OBTAIN AN AUTHORIZED RETURN (AR) NUMBER FROM OMEGA'S CUSTOMER SERVICE DEPARTMENT (IN ORDER TO AVOID PROCESSING DELAYS). The assigned AR number should then be marked on the outside of the return package and on any correspondence.

The purchaser is responsible for shipping charges, freight, insurance and proper packaging to prevent breakage in transit.

FOR **WARRANTY** RETURNS, please have the following information available BEFORE contacting OMEGA:

1. Purchase Order number under which the product was PURCHASED.
2. Model and serial number of the product under warranty, and
3. Repair instructions and/or specific problems relative to the product.

FOR **NON-WARRANTY** REPAIRS, consult OMEGA for current repair charges. Have the following information available BEFORE contacting OMEGA:

1. Purchase Order number to cover the COST of the repair,
2. Model and serial number of the product, and
3. Repair instructions and/or specific problems relative to the product.

OMEGA's policy is to make running changes, not model changes, whenever an improvement is possible. This affords our customers the latest in technology and engineering.

OMEGA is a trademark of OMEGA ENGINEERING, INC.

© Copyright 2018 OMEGA ENGINEERING, INC. All rights reserved. This document may not be copied, photocopied, reproduced, translated, or reduced to any electronic medium or

GENERAL OFFICE	
ENVIRONMENT	UNIT (LUX)
design room, general office	2000~1500
lobby, store, typing	1500~750
meeting room, telephone switchboard room, printer room, entertainment, restaurant	750~300
dancing house, security room, hall, rest-room	300~150
tea room, warehouse	150~75
outdoor stair	75~30

FACTORY	
ENVIRONMENT	UNIT (LUX)
precision working, design	3000~1500
research & development department	1500~750
packing, measurement, hall, rest-room	750~300
dye, passway, hall, rest-room	150~75
warehouse	75~30

HOSPITAL	
ENVIRONMENT	UNIT (LUX)
vision examination	10000~5000
operating room	1500~750
clinic room, drug room, nursing room	750~300
waiting room	300~150
x-ray room	150~75
elevator	75~30

SCHOOL	
ENVIRONMENT	UNIT (LUX)
computer room	1500~300
classroom, laboratory, workshop, office, library, meeting room, indoor stadium	750~200
hall, stair, rest-room, outdoor stadium	300~150
warehouse, garage, safety door	75~30

HOUSE	
ENVIRONMENT	UNIT (LUX)
sawing	2000~750
writing	1000~500
study desk, make-up desk, island, phone station	750~300
laundry room, entertainment, living room, entrance	300~150
closet, bedroom, stair, hall	150~70
balcony, porch	70~30

The information contained in this document is believed to be correct, but OMEGA accepts no liability for any errors it contains, and reserves the right to alter specifications without notice.

HOTEL	
ENVIRONMENT	UNIT (LUX)
check-in, check-out desk	1500~750
lobby, office, parking, kitchen	750~300
restaurant, rest-room	300~150
hall, escalator, stair, shower, garden	150~75
elevator	75~30

OMEGA
omega.com info@omega.com

Servicing North America:
U.S.A. Headquarters: Omega Engineering, Inc.
Toll-Free: 1-800-826-6342 (USA & Canada only)
Customer Service: 1-800-622-2378 (USA & Canada only)
Engineering Service: 1-800-872-9436 (USA & Canada only)
Tel: (203) 359-1660 Fax: (203) 359-7700
e-mail: info@omega.com

For Other Locations Visit omega.com/worldwide

The information contained in this document is believed to be correct, but OMEGA accepts no liability for any errors it contains, and reserves the right to alter specifications without notice.

WARRANTY/DISCLAIMER

OMEGA ENGINEERING, INC. warrants this unit to be free of defects in materials and workmanship for a period of **13 months** from date of purchase. OMEGA's WARRANTY adds an additional one (1) month grace period to the normal **one (1) year product warranty** to cover handling and shipping time. This ensures that OMEGA's customers receive maximum coverage on each product.

If the unit malfunctions, it must be returned to the factory for evaluation. OMEGA's Customer Service Department will issue an Authorized Return (AR) number immediately upon phone or written request. Upon examination by OMEGA, if the unit is found to be defective, it will be repaired or replaced at no charge. OMEGA's WARRANTY does not apply to defects resulting from any action of the purchaser, including but not limited to mishandling, improper interfacing, operation outside of design limits, improper repair, or unauthorized modification. This WARRANTY is VOID if the unit shows evidence of having been tampered with or shows evidence of having been damaged as a result of excessive corrosion; or current, heat, moisture or vibration; improper specification; misapplication; misuse or other operating conditions outside of OMEGA's control. Components in which wear is not warranted, include but are not limited to contact points, fuses, and triacs.

OMEGA is pleased to offer suggestions on the use of its various products. However, OMEGA neither assumes responsibility for any omissions or errors nor assumes liability for any damages that result from the use of its products in accordance with information provided by OMEGA, either verbal or written. OMEGA warrants only that the parts manufactured by the company will be as specified and free of defects. OMEGA MAKES NO OTHER WARRANTIES OR REPRESENTATIONS OF ANY KIND WHATSOEVER, EXPRESSED OR IMPLIED, EXCEPT THAT OF TITLE, AND ALL IMPLIED WARRANTIES INCLUDING ANY WARRANTY OF MERCHANTABILITY AND FITNESS FOR A PARTICULAR PURPOSE ARE HEREBY DISCLAIMED. **LIMITATION OF LIABILITY:** The remedies of purchaser set forth herein are exclusive, and the total liability of OMEGA with respect to this order, whether based on contract, warranty, negligence, indemnification, strict liability or otherwise, shall not exceed the purchase price of the component upon which liability is based. In no event shall OMEGA be liable for consequential, incidental or special damages.

CONDITIONS: Equipment sold by OMEGA is not intended to be used, nor shall it be used: (1) as a "Basic Component" under 10 CFR 21 (NRC), used in or with any nuclear installation or activity; or (2) in medical applications or used on humans. Should any Product(s) be used in or with any nuclear installation or activity, medical application, used on humans, or misused in any way, OMEGA assumes no responsibility as set forth in our basic WARRANTY/DISCLAIMER language, and, additionally, purchaser will indemnify OMEGA and hold OMEGA harmless from any liability or damage whatsoever arising out of the use of the Product(s) in such a manner.